


DEVIL EVOLUTION
FASTER THAN YESTERDAY

MOTORCYCLE EXHAUST SYSTEM CATALOG
www.devil-evo.com




DEVIL EVOLUTION'S ALL NEW D6 MUFFLER
"THE RESULT OF PASSION & SPEED"



D6 / 51 mm. inlet \varnothing

NEW

1694 g	Weight
2	Cylinder
48 mm.	Inner tube
300 mm.	Body length



D2.1 / 51 mm. inlet \varnothing

1784 g	Weight
2	Cylinder
41.3/50.8 mm.	Inner tube
300 mm.	Body length



Whether it's a year next after next... another hundred of thousand of festivals,
another hundred of thousand of special days,
Devil Evolution will always continue developing our products.
We believed that perfection has no finishing line.
Devil Evolution is not just a product but it's the responsibility.
After-sales service and customer care are our main keys.
Devil Evolution is not just an exhaust system. It is like a part of life on two wheels form.
You are not just a customer. We are not just a merchant. Instead, we are friends.
And that makes you an owner of Devil Evolution just like us.
Let's enjoy riding together forever.



MOTORCYCLE EXHAUST SYSTEM CATALOG

www.devil-evo.com



MATERIAL

Size

D1, D2, D3, D4 and D5, each model will have to choice of the appropriate size inner tubes of each type. Size ranges from 45 mm., 48 mm., 51 mm. or even the size of the horn shape from small to large. Such D2 represents 48 mm. and D2.1 has the 51 mm.

C = Carbon
T = Titanium and No code letter is meant to stand steel surface titanium. Except in D5 we have
M = Micron Stainless lightweight stainless steel and special.

Dry Carbon Composite



Material

D1, D2, D3, D4 and D5 We have choice of material to choose from. The Standard is a stainless steel titanium surface, Carbon and Titanium code



SLIP-ON LINE

D1.1C DRY CARBON (SUPER FLAT)



1.889 kg	Weight
51 mm.	Inlet pipe
45/51 mm.	Inner tube

* By request

D1/D2
#00165

D1.1 TITANIUM (SUPER FLAT)

D1 is the first muffler we start the Devil evolution in Asia. This muffler is carried traditional water drop shape, the portion of the pipe is made of stainless steel bottom at affective the sound to have peaked resonate at higher frequencies



1.889 kg	Weight
51 mm.	Inlet pipe
45/51 mm.	Inner tube

* By request

D1/D2
#00110

MUFFLER SLIP-ON LINE

D3 SUPER RED STAINLESS STEEL

D3 Originally developed for racing school. The durability of cooked but still a major characteristic traditional Devil's look "drops of water" shape. All unit is made of stainless steel. It's strong resistant to the damage in the event of an accident.

1.880 kg	Weight
51 mm.	Inlet pipe
45/51 mm.	Inner tube



D3
#00770

D4 COMPACT DRY CARBON (CHEEKBONE BOTTOM)

D4 is develop and design direct from D1 and D2 The body length was shortened to only 200 mm, not just shorten but the D1, D2, is the design of the entrance of the exhaust. also used as an insert (Insert type) form a distinct solid, compact casing which makes D4 is gaining popularity rapidly and opened its rst sales in Japan at the end of 2014. New star is born since then.

1.343 kg	Weight
51 mm.	Inlet pipe
00/00 mm.	Inner tube



D4C
#00165

D5C CARBON

D5 is GP traditional style, but still contemporary philosophy Devil. The design of the inlet is insert type. This available in 3 differences material to choose Micro stainless, Dry Carbon and Titanium

0.932 kg	Weight
45-51 mm.	Inlet pipe
00/00 mm.	Inner tube



D5C
#00110

D5M MICRON STAINLESS STEEL

0.898 kg	Weight
45-51 mm.	Inlet pipe
00/00 mm.	Inner tube



D5M
#00490

D6 TITANIUM SURFACE (CHEEKBONE BOTTOM)



51 mm. inlet

1.694 g	Weight
48 mm.	Inner tube
300 mm.	Body length

D6
#00990

MUFFLER SLIP-ON LINE

D2.1 TITANIUM SURFACE (CHEEKBONE BOTTOM)

D2 is the almost identical with D1 but look over yonder ass pipe protruding out as just a cup characteristics affect the sound in a low frequency resonance.



1.880 kg	Weight
51 mm.	Inlet pipe
45/51 mm.	Inner tube

D1/D2
#00110

D2.1C DRY CARBON (CHEEKBONE BOTTOM)



1.756 kg	Weight
51 mm.	Inlet pipe
45/51 mm.	Inner tube

D1/D2
#00165

D2.2 TITANIUM SURFACE (CHEEKBONE BOTTOM)



1.880 kg	Weight
55 mm.	Inlet pipe
00/00 mm.	Inner tube

D1/D2
#00110

D2.2C DRY CARBON (CHEEKBONE BOTTOM)



Muffler Carbon D2 Leng 300mm size 55mm inlet

1.756 kg	Weight
55 mm.	Inlet pipe
00/00 mm.	Inner tube

D1/D2
#00165

EXPERIENCE THE POWER



FULL SYSTEM YAMAHA M-SLAZ 125



D3 TITANIUM SURFACE
Yamaha M-SLAZ 125



6.949 kg	Weight
1	Cylinder
00/00 mm	Inner tube

5001FR
#00108



D3 DARK SURFACE
Yamaha M-SLAZ 125



6.949 kg	Weight
1	Cylinder
00/00 mm	Inner tube

5001FRD
#00115

MOTORCYCLE EXHAUST

SYSTEM CATALOG 2017

EXPERIENCE THE POWER



FULL SYSTEM

YAMAHA D5M Stanless GP Style
Yamaha M-SLAZ 125
Revs Your Heart



3.152 g	Weight
1	Cylinder
00/00 mm.	Inner tube

5001FRM
#00790

YAMAHA D5C Carbon GP systyle
Yamaha M-SLAZ 125
Revs Your Heart



3.152 g	Weight
1	Cylinder
00/00 mm.	Inner tube

5001FRC
#00139

YAMAHA D6 Supersport muffler
Yamaha M-SLAZ 125
Revs Your Heart



3.843 kg	Weight
1	Cylinder
41.3/50.8	Inner tube

5001FD6
#00125

EXPERIENCE THE POWER



FULL SYSTEM



D3 TITANIUM SURFACE
Yamaha NMAX 150



4.119 g	Weight
1	Cylinder
00/00 mm.	Inner tube

5006FD3
#00108



D3 DARK SURFACE
Yamaha Jupiter 125



4.470 kg	Weight
1	Cylinder
00/00 mm	Inner tube

5006FD3B
#00115

MOTORCYCLE EXHAUST

SYSTEM CATALOG 2017

EXPERIENCE THE POWER



FULL SYSTEM YAMAHA EXCITER150



D3 Road spect
YAMAHA EXCITER150 Full System



4.665 g	Weight
1	Cylinder
00/00 mm.	Inner tube

5003FD3
#00108



D6 Supersport muffler
YAMAHA EXCITER150 Full System



3.398 kg	Weight
1	Cylinder
00/00 mm	Inner tube

5003FD6
#00130

MOTORCYCLE EXHAUST

SYSTEM CATALOG 2017

EXPERIENCE THE POWER



FULL SYSTEM

YAMAHA AEROX 155



D3 TITANIUM SURFACE
Yamaha Aerox 155



6.949 kg	Weight
1	Cylinder
00/00 mm	Inner tube

5009FD3
Retail Prices
10,800 Baht VAT included



D3 DARK SURFACE
Yamaha Aerox 155



6.949 kg	Weight
1	Cylinder
00/00 mm	Inner tube

5009FD3B
Retail Prices
11,500 Baht VAT included

MOTORCYCLE EXHAUST

SYSTEM CATALOG 2017

EXPERIENCE THE POWER



FULL SYSTEM YAMAHA R15



D3 TITANIUM SURFACE
Yamaha R15 New 2017



6.949 kg	Weight
1	Cylinder
00/00 mm	Inner tube

5011FD3
#00108



D3 DARK SURFACE
Yamaha R15 New 2017



6.949 kg	Weight
1	Cylinder
00/00 mm	Inner tube

5011FD3B
#00115

MOTORCYCLE EXHAUST

SYSTEM CATALOG 2017

EXPERIENCE THE POWER



FULL SYSTEM

YAMAHA R3 ARRC Spec



D2.1 (51mm) Titanium coating
Yamaha R3 Full System ARRC Spec



4.665 g	Weight
2	Cylinder
00/00 mm.	Inner tube

5002-ARRC
#00190



D2.1 (51mm) Carbon
Yamaha R3 Full System ARRC Spec



3.398 kg	Weight
2	Cylinder
00/00 mm	Inner tube

5002FC-ARRC
#00211

EXPERIENCE THE POWER



FULL SYSTEM



D4C (51mm) Carbon
Yamaha R3 Full System ARRC Spec



4.119 g	Weight
2	Cylinder
00/00 mm.	Inner tube

5002FD4C-ARRC
#00211



D6 (51mm) Supersport muffler
Yamaha R3 Full System ARRC Spec



4.470 kg	Weight
2	Cylinder
00/00 mm	Inner tube

5002FD6-ARRC
#00171

MOTORCYCLE EXHAUST

SYSTEM CATALOG 2017

EXPERIENCE THE POWER



SLIP-ON



Slip On with D3 (51mm.)
Yamaha R3 /MT03



2.156 g	Weight
2	Cylinder
00/51 mm.	Inner tube

5002SD3
#00108



Slip On with D3 Dark (51mm.)
Yamaha R3 /MT03



2.156 kg	Weight
2	Cylinder
00/51 mm	Inner tube

5002SD3B
#00115

MOTORCYCLE EXHAUST

SYSTEM CATALOG 2017

EXPERIENCE THE POWER



SLIP-ON



Slip On with D4C C Carbon (51mm.)
Yamaha R3 /MT03



2.156 g	Weight
2	Cylinder
00/51 mm.	Inner tube

5002SD4C
#00159



Slip On with D6 Super sport (51mm.)
Yamaha R3 /MT03



2.156 kg	Weight
2	Cylinder
00/51 mm	Inner tube

5002SD6
#00125

MOTORCYCLE EXHAUST

SYSTEM CATALOG 2017

EXPERIENCE THE POWER



SLIP-ON



Slip On with D5C Carbon GP systyle (51mm.)
Yamaha R3 /MT03



1.208 kg	Weight
2	Cylinder
00/51 mm.	Inner tube

5002SRC
#00128



Slip On with D5M stainless GP systyle (51mm.)
Yamaha R3 /MT03



1.174 kg	Weight
2	Cylinder
00/51 mm	Inner tube

5002SRM
#00730

MOTORCYCLE EXHAUST

SYSTEM CATALOG 2017

EXPERIENCE THE POWER



FULL SYSTEM YAMAHA MT07



D2.2 (55mm) Titanium coating
Yamaha MT07



4.470 kg	Weight
2	Cylinder
00/00 mm	Inner tube

5004F
#00244



D2.2 (55mm) Carbon
Yamaha MT07



4.119 g	Weight
2	Cylinder
00/00 mm.	Inner tube

5004FC
#00268

MOTORCYCLE EXHAUST

SYSTEM CATALOG 2017

EXPERIENCE THE POWER



FULL SYSTEM YAMAHA MT09



D2.2 (55mm) Titanium coating
Yamaha MT09




4.470 kg	Weight
3	Cylinder
00/00 mm	Inner tube

5005F
#00305



D2.2 (55mm) Carbon
Yamaha MT09



4.119 g	Weight
3	Cylinder
00/00 mm.	Inner tube

5005FC
#00325

MOTORCYCLE EXHAUST

SYSTEM CATALOG 2017

EXPERIENCE THE POWER



FULL SYSTEM



D2.1L MICRON STAINLESS STEEL
YAMAHA T MAX 530



5008F
#0024

2.390 kg	Weight
2	Cylinder
00/00 mm.	Inner tube



MOTORCYCLE EXHAUST

SYSTEM CATALOG 2017

EXPERIENCE THE POWER



OTHER / PIPE & SLIP-ON



Yamaha New 2017 R15
Stainless Steel Pipe With Slip-on
Weight 1.458 kg



5011FF
#0076

Yamaha R3 RACE SPEC
Stainless Steel Pipe With Slip-on
Weight 1.985 kg



5002FFR
#00129



Yamaha M Slaz
Stainless Steel Pipe With Slip-on
Weight 1.458 kg



5001FF
#0076

Yamaha R3
Stainless Steel Slip-on
Weight 0.276 kg



5002SS
#0038

MOTORCYCLE EXHAUST

SYSTEM CATALOG 2017

EXPERIENCE THE POWER



FULL SYSTEM *Vespa with D3*



6001FD3
#00119

*Vespa LX150 v3 Prim, Sprint 150v3 with D3 Tita look
Muffler D3 type Leng 250mm*

3.907 kg	Weight
1	Cylinder
41.3/50.8 mm.	Inner tube



6001FD3B
#00125

*Vespa LX150 v3 Prim, Sprint 150v3 with D3 Dark
Muffler D3 type Leng 250mm*

3.907 kg	Weight
1	Cylinder
41.3/50.8 mm.	Inner tube

MOTORCYCLE EXHAUST

SYSTEM CATALOG 2017

EXPERIENCE THE POWER



FULL SYSTEM HONDA MSX 125



**D3 SUPER RED STAINLESS STEEL
HONDA MSX 125**



2.563 kg	Weight
1	Cylinder
00/00 mm.	Inner tube

**2008FR
#00108**

MOTORCYCLE EXHAUST

SYSTEM CATALOG 2017

EXPERIENCE THE POWER



FULL SYSTEM HONDA PCX 150



D3 SUPER RED STAINLESS STEEL
HONDA PCX 150



1.954 kg	Weight
1	Cylinder
00/00 mm.	Inner tube

2010FR
#00139



D2.1 TITANIUM COATING
HONDA PCX 150



2.902 kg	Weight
1	Cylinder
41.3/50.8 mm.	Inner tube

2010F
#00162

MOTORCYCLE EXHAUST

SYSTEM CATALOG 2017

EXPERIENCE THE POWER



FULL SYSTEM



**D2.1 TITANIUM COATING
HONDA FORZA300**



With Devil air filter

2.902 kg	Weight
1	Cylinder
41.3/50.8 mm.	Inner tube

**2009FA
#00162**



**D2.1C CARBON
HONDA FORZA300**



With Devil air filter

2.902 kg	Weight
1	Cylinder
41.3/50.8 mm.	Inner tube

**2009FCA
#00183**

MOTORCYCLE EXHAUST

SYSTEM CATALOG 2017

EXPERIENCE THE POWER



SLIP-ON HONDA CBR 500



D2.1 TITANIUM SURFACE
HONDA CBR 500



2.584 kg	Weight
1	Cylinder
41.3/50.8 mm.	Inner tube

2004S
#00129



D2.1C DRY CARBON (CHEEKBONE BOTTOM)
HONDA CBR 500



2.584 kg	Weight
1	Cylinder
41.3/50.8 mm.	Inner tube

2004SC
#00168

MOTORCYCLE EXHAUST

SYSTEM CATALOG 2017

EXPERIENCE THE POWER



SLIP-ON HONDA CBR 500



**D4 COMPACT DRY CARBON
(CHEEKBONE BOTTOM)
HONDA CBR 500**



1.988 kg	Weight
1	Cylinder
41.3/50.8 mm.	Inner tube

**2004SD4C
#00168**



**D5M MICRON STAINLESS STEEL
HONDA CBR 500**



1.552 kg	Weight
1	Cylinder
41.3/50.8 mm.	Inner tube

**2004SRM
#0073**

EXPERIENCE THE POWER



SLIP-ON HONDA CBR 500



D5C CARBON
HONDA CBR 500



1.988 kg	Weight
1	Cylinder
41.3/50.8 mm.	Inner tube

2004SCR
#00125



D6 SUPER SPORT
HONDA CBR 500



2.339 kg	Weight
1	Cylinder
41.3/50.8 mm.	Inner tube

2004SD6
#00116

MOTORCYCLE EXHAUST

SYSTEM CATALOG 2017

EXPERIENCE THE POWER



FULL SYSTEM **HONDA** CBR500 Full system WSS spec



D2.1 COMPACT DRY CARBON
(CHEEKBONE BOTTOM)
HONDA CBR 500



2004FC-WSS
#00211

4.400 kg	Weight
2	Cylinder
41.3/50.8 mm.	Inner tube



D2.1 TITANIUM COATING
HONDA CBR 500



2004F-WSS
#00179

4.400 kg	Weight
2	Cylinder
41.3/50.8 mm.	Inner tube

MOTORCYCLE EXHAUST

SYSTEM CATALOG 2017

EXPERIENCE THE POWER



SLIP-ON HONDA CBR 500



Devil Megafone Brush Chrom
HONDA REBEL 500




2013M1
#0069

0.872 kg	Weight
1	Cylinder
47/50 mm.	Inner tube



Devil Megafone Chrom
HONDA REBEL 500



2013M2
#0069

0.872 kg	Weight
1	Cylinder
47/50 mm.	Inner tube

MOTORCYCLE EXHAUST

SYSTEM CATALOG 2017

EXPERIENCE THE POWER



FULL SYSTEM HONDA CRF 250 Rally



D2.1 Titanium coating Full System
HONDA CRF 250 Rally



2.563 kg	Weight
1	Cylinder
00/00 mm.	Inner tube

2014F
#00156

MOTORCYCLE EXHAUST

SYSTEM CATALOG 2017

EXPERIENCE THE POWER



FULL SYSTEM



D2.2 TITANIUM COATING
HONDA CB/CBR650F



6.855 kg	Weight
4	Cylinder
41.3/50.8 mm.	Inner tube

2011F
#00305



D2.2C CARBON
HONDA CB/CBR650F



6.855 kg	Weight
4	Cylinder
41.3/50.8 mm.	Inner tube

2011FC
#00325

MOTORCYCLE EXHAUST

SYSTEM CATALOG 2017

EXPERIENCE THE POWER



FULL SYSTEM KAWASAKI W175



FULL SYTEM DEVIL EXCLUSIVE DESIGN
KAWASAKI W175



2.584 kg	Weight
1	Cylinder
41.3/50.8 mm.	Inner tube

1010F
#00108

MOTORCYCLE EXHAUST

SYSTEM CATALOG 2017

EXPERIENCE THE POWER



D6 Supersport 300 Concept,
Design and Development specifically for 300 cc. class.



KAWASAKI Ninja 300

Devil Evolution's exhaust system with D6 muffler is designed for riders that demand maximum performance from their motorcycle.

D6 muffler features super slim aerodynamic design to minimize damage in case of crash and comes with all new design that boosts up the aggressive look of the bike, which also increases engine performance combined with pure racing sound output.

A combination of racing materials, carbon fiber outer sleeve and end cap give these exhaust systems a racing touch.



FULL SYSTEM

Devil Evolution's All New D6 Muffler "The Result of Passion & Speed"



1001FD6
#00179



D6 / 51 mm. inlet \varnothing **NEW**

1.694 g	Weight
48 mm.	Inner tube
300 mm.	Body length

MOTORCYCLE EXHAUST

SYSTEM CATALOG 2017

EXPERIENCE THE POWER



FULL SYSTEM

Kawasaki

D2.1 TITANIUM SURFACE (SUPER FLAT)
KAWASAKI NINJA 300




1001F
#00190

4.246 kg	Weight
2	Cylinder
41.3/50.8 mm.	Inner tube

Kawasaki

D2.1C DRY CARBON (SUPER FLAT)
KAWASAKI NINJA 300



1001FC
#00211

4.122 kg	Weight
2	Cylinder
41.3/50.8 mm.	Inner tube

MOTORCYCLE EXHAUST

SYSTEM CATALOG 2017

EXPERIENCE THE POWER



FULL SYSTEM

Kawasaki

**D3 SUPER RED STAINLESS STEEL
KAWASAKI NINJA 300**



**1001FR
#00145**

3.907 kg	Weight
2	Cylinder
41.3/50.8 mm.	Inner tube

Kawasaki

**D4C DRY CARBON
KAWASAKI NINJA 300**



**1001FD4C
#00211**

3.709 kg	Weight
2	Cylinder
41.3/50.8 mm.	Inner tube

MOTORCYCLE EXHAUST

SYSTEM CATALOG 2017

EXPERIENCE THE POWER



FULL SYSTEM

Kawasaki

D5C CARBON
KAWASAKI NINJA 300



1001FRC
#00178

2.364 kg	Weight
2	Cylinder
41.3/50.8 mm.	Inner tube

Kawasaki

D5M MICRON STAINLESS STEEL
KAWASAKI NINJA 300



1001FRM
#00128

2.364 kg	Weight
2	Cylinder
41.3/50.8 mm.	Inner tube

MOTORCYCLE EXHAUST

SYSTEM CATALOG 2017

EXPERIENCE THE POWER



SLIP-ON KAWASAKI NINJA300



Kawasaki

Slip On with D2.1 Titanium coating
KAWASAKI NINJA 300



2.584 kg Weight
1 Cylinder
41.3/50.8 mm. Inner tube

1002S
#00128

Kawasaki

Slip On with D2.1C Carbon
KAWASAKI NINJA 300



2.584 kg Weight
1 Cylinder
41.3/50.8 mm. Inner tube

1002SC
#00156

MOTORCYCLE EXHAUST

SYSTEM CATALOG 2017

EXPERIENCE THE POWER



SLIP-ON KAWASAKI NINJA300



Kawasaki

Slip On with D3
KAWASAKI NINJA 300



2.584 kg	Weight
1	Cylinder
41.3/50.8 mm.	Inner tube

1002SR
#00107

Kawasaki

Slip On with D4C Carbon
KAWASAKI NINJA 300



2.584 kg	Weight
1	Cylinder
41.3/50.8 mm.	Inner tube

1002SD4C
#00156

MOTORCYCLE EXHAUST

SYSTEM CATALOG 2017

EXPERIENCE THE POWER



SLIP-ON KAWASAKI NINJA300



Slip On with D5M Stainless GP systyle
KAWASAKI NINJA 300



2.584 kg	Weight
1	Cylinder
41.3/50.8 mm.	Inner tube

1002SRM
#00070



Slip On with D5C Carbon GP systyle
KAWASAKI NINJA 300



2.584 kg	Weight
1	Cylinder
41.3/50.8 mm.	Inner tube

1002SCR
#00128

MOTORCYCLE EXHAUST

SYSTEM CATALOG 2017

FULL SYSTEM



D2.1 TITANIUM SURFACE (SUPER FLAT)
KAWASAKI Z650 / NINJA 650



4.246 kg	Weight
2	Cylinder
41.3/50.8 mm.	Inner tube



1009F
#00244



D2.1C DRY CARBON (SUPER FLAT)
KAWASAKI Z650 / NINJA 650



4.122 kg	Weight
2	Cylinder
41.3/50.8 mm.	Inner tube

1009FC
#00268

EXPERIENCE THE POWER



SLIP-ON LINE D5C CARBON



KAWASAKI Z 800

D5 is GP traditional style, but still contemporary philosophy Devil. The design of the inlet is insert type. This available in 3 differences material to choose Micro stainless, Dry Carbon and Titanium



"The Result of Passion & Speed"

1005SCR
#00124



0.898 kg	Weight
45-51 mm.	Inner tube
00/00 mm.	Body length

EXPERIENCE THE POWER



SLIP-ON KAWASAKI Z 800



Kawasaki

D2.1C TITANIUM SURFACE
KAWASAKI Z800



2.584 kg	Weight
1	Cylinder
41.3/50.8 mm.	Inner tube

1005S
#00135

Kawasaki

D2.1C DRY CARBON (SUPER FLAT)
KAWASAKI Z800



2.584 kg	Weight
1	Cylinder
41.3/50.8 mm.	Inner tube

1005SC
#00169

MOTORCYCLE EXHAUST

SYSTEM CATALOG 2017

EXPERIENCE THE POWER



SLIP-ON KAWASAKI Z 800



**D5M MICRON STAINLESS STEEL
KAWASAKI Z800**



2.584 kg Weight
1 Cylinder
41.3/50.8 mm. Inner tube

**1005SRM
#00810**



**D5C CARBON
KAWASAKI Z800**



2.584 kg Weight
1 Cylinder
41.3/50.8 mm. Inner tube

**1005SCR
#00124**

MOTORCYCLE EXHAUST

SYSTEM CATALOG 2017

EXPERIENCE THE POWER



SLIP-ON LINE Kawasaki Z900



Massive power for the Z900



Kawasaki

D2.1 TITANIUM COATING
Kawasaki Z900



2.584 kg	Weight
1	Cylinder
41.3/50.8 mm.	Inner tube

1008S
#00135

Kawasaki

D2.1C CABON
Kawasaki Z900



2.584 kg	Weight
1	Cylinder
41.3/50.8 mm.	Inner tube

1008SC
#00169

Kawasaki

D4C CABON
Kawasaki Z900



2.584 kg	Weight
1	Cylinder
41.3/50.8 mm.	Inner tube

1008SD4C
#00169

MOTORCYCLE EXHAUST

SYSTEM CATALOG 2017

EXPERIENCE THE POWER



SLIP-ON LINE Kawasaki Z900 Massive power for the Z900



Kawasaki

D5C GP CARBON
Kawasaki Z900



2.584 kg	Weight
1	Cylinder
41.3/50.8 mm.	Inner tube

1008SD5C
#00135

Kawasaki

D5M GP STAINLESS
Kawasaki Z900



2.584 kg	Weight
1	Cylinder
41.3/50.8 mm.	Inner tube

1008SD5M
#0085

MOTORCYCLE EXHAUST

SYSTEM CATALOG 2017


EXPERIENCE THE POWER



FULL SYSTEM

Kawasaki

D3 SUPER RED STAINLESS STEEL
KAWASAKI Z125



3.907 kg	Weight
1	Cylinder
41.3/50.8 mm.	Inner tube

1007FD3
#00108

Kawasaki

D3 SUPER RED STAINLESS STEEL
KAWASAKI Z125



MOTORCYCLE EXHAUST

SYSTEM CATALOG 2017

EXPERIENCE THE POWER



FULL SYSTEM



Full sytem Devil exclusive design
KTM DUKE 200-300



2.245 kg	Weight
1	Cylinder
00/00 mm.	Inner tube

3002F
#00145



D2.1 Titanium coating
KTM DUKE 200-300 Full System



2.245 kg	Weight
1	Cylinder
00/00 mm.	Inner tube

3001F
#00230

EXPERIENCE THE POWER



FULL SYSTEM



Full system D5M Stanless GP Style
Suzuki GSXR150



2.245 kg	Weight
1	Cylinder
00/00 mm.	Inner tube

4003FD5M
#00790



D5C Carbon GP systyle
Suzuki GSXR150



2.245 kg	Weight
1	Cylinder
00/00 mm.	Inner tube

4003FD5C
#00145

MOTORCYCLE EXHAUST

SYSTEM CATALOG 2017

EXPERIENCE THE POWER



FULL SYSTEM



D3 Full system
Suzuki GSXR150



2.245 kg	Weight
1	Cylinder
00/00 mm.	Inner tube

4003F
#00108



D3 Dark Full system
Suzuki GSXR150



2.245 kg	Weight
1	Cylinder
00/00 mm.	Inner tube

4003FB
#00115



D6 Full system
Suzuki GSXR150



2.245 kg	Weight
1	Cylinder
00/00 mm.	Inner tube

4003FD6
#00145

MOTORCYCLE EXHAUST

SYSTEM CATALOG 2017

EXPERIENCE THE POWER



FULL SYSTEM



Full System with D2.1 Titanium coating
Suzuki VanVan125



2.245 kg	Weight
1	Cylinder
00/00 mm.	Inner tube

4002F
#00148



Full System with D3
Suzuki VanVan125



2.245 kg	Weight
1	Cylinder
00/00 mm.	Inner tube

4002FR
#00108

EXPERIENCE THE POWER



SLIP-ON LINE BMW S1000RR



BMW S1000RR Slip On with D4C Carbon



0.898 kg	Weight
45-51 mm.	Inner tube
00/00 mm.	Body length

8002SD4
#00189



BMW S1000RR Slip On with D5C Carbon GP systyle



0.898 kg	Weight
45-51 mm.	Inner tube
00/00 mm.	Body length

8002SD5C
#00169

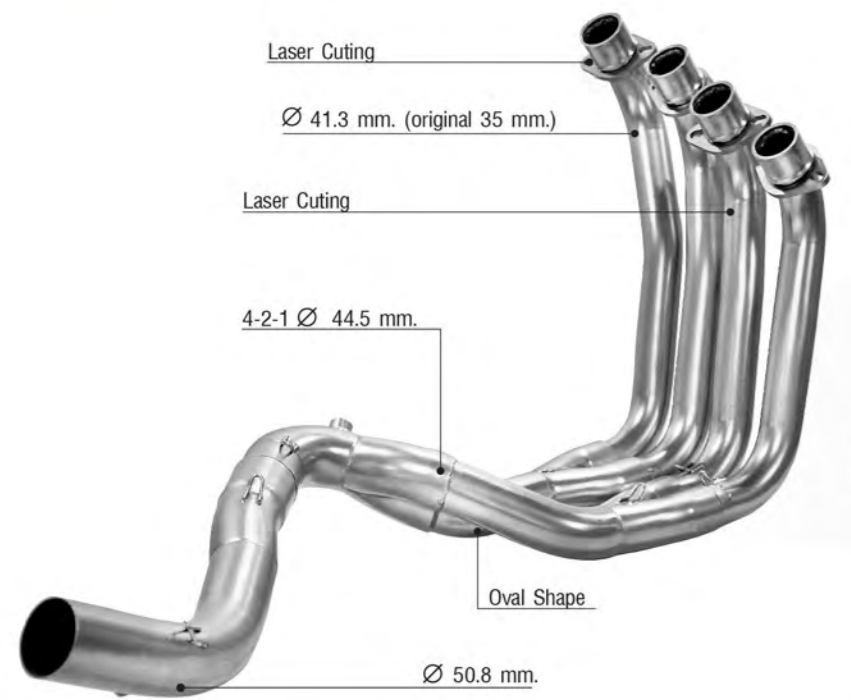
MOTORCYCLE EXHAUST

SYSTEM CATALOG 2017

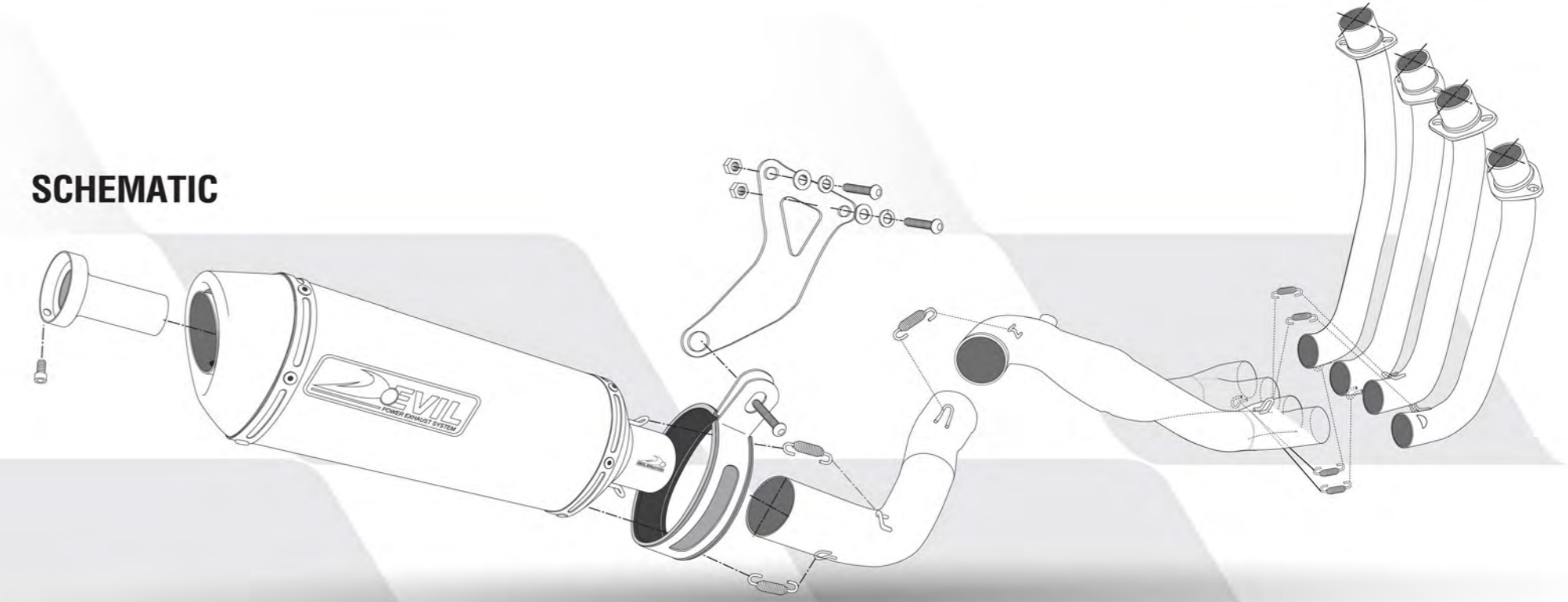
EXPERIENCE THE POWER



WHY DEVIL EVOLUTION.. OVER ALL ONLY 6 WELDING



SCHEMATIC



MOTORCYCLE EXHAUST

SYSTEM CATALOG 2017



HONDA / PIPE & SLIP-ON



Honda Forza 300
Stainless Steel Pipe With Slip-on
Weight 1.022 kg



Honda CBR300R
Stainless Steel Pipe With Slip-on
Weight 1.022 kg



Honda CBR500
Stainless Steel Slip-on
Weight 0.654 kg



Honda CBR650, CB650, CB650F
Stainless Steel Pipe With Slip-on
Weight 4.975 kg

KAWASAKI / PIPE & SLIP-ON



Kawasaki ER6n
Stainless Steel Pipe With Slip-on
Weight 2.573 kg



Kawasaki Ninja 250-300
Stainless Steel Pipe With Slip-on
Weight 2.366 kg



Kawasaki Ninja 250-300
Stainless Slip-on
Weight 0.489 kg



Kawasaki Z800
Stainless Steel Pipe
Weight 0.704 kg



HONDA Model	Year	Part.	Description
Honda MSX125	2017	2008FR	Full system Racing D3
Honda CBR500	2017	2004S	Slip-on Racing D2.1 Titanium coating
Honda CBR500	2017	2004SC	Slip-on Racing D2.1C Carbon
Honda CBR500	2017	2004SD4C	Slip-on Racing D4C Carbon
Honda CBR500	2017	2004SCR	Slip-on Racing D5C Carbon GP systyle
Honda CBR500	2017	2004SRM	Slip-on Racing D5M stainless GP systyle
Honda CBR500	2017	2004SD6	Slip-on Racing D6 Super sport
Honda CBR500	2017	2004F-WSS	Full system Racing D2.1 Titanium coating
Honda CBR500	2017	2004FC-WSS	Full system Racing D2.1C Carbon
Honda CRF250 Rally	2017	2014F	Full system Racing D2.1 Titanium coating
Honda FORZA300	2017	2009FA	Full system Racing D2.1 Titanium coating
Honda FORZA300	2017	2009FCA	Full system Racing D2.1C Carbon
Honda PCX150	2017	2010F	Full system Racing D2.1 Titanium coating
Honda PCX150	2017	2010FR	Full system Racing D3
Honda CB/CBR650F	2017	2011F	Full system Racing D2.1 Titanium coating
Honda CB/CBR650F	2017	2011FC	Full system Racing D2.1C Carbon (ARRC Spec)
Honda CB/CBR650F	2017	2011FD4C	Full system Racing D4C Carbon
Honda Rebel 500	2017	2013M1	Slip-on Megafone Chrom
Honda Rebel 500	2017	2013M2	Slip-on Megafone Brush Chrom

Suzuki Model	Year	Part.	Description
Suzuki GSXR150	2017	4003FD5M	Full system D5M stainless GP systyle
Suzuki GSXR150	2017	4003FD5C	Full system D5C Carbon GP systyle
Suzuki GSXR150	2017	4003F	Full system D3
Suzuki GSXR150	2017	4003FB	Full system D3 Dark
Suzuki GSXR150	2017	4003FD6	Full system D6
Suzuki VanVan 125	2017	4002F	Full system D2.1 Titanium coating
Suzuki VanVan 125	2017	4002FR	Full system D3



KTM Model	Year	Part.	Description
KTM DUKE200	2017	3001F	Full system D2.1 Titanium coating
KTM DUKE200	2017	3002F	Full system Devil exclusive design

Kawasaki Model	Year	Part.	Description
Kawasaki Ninja300	2017	1001F	Full system Racing D2.1 Titanium coating
Kawasaki Ninja300	2017	1001FC	Full system Racing D2.1C Carbon
Kawasaki Ninja300	2017	1001FD4C	Full system Racing D4C C Carbon
Kawasaki Ninja300	2017	1001FD6	Full system Racing D6 Super Sport
Kawasaki Ninja300	2017	1001FRC	Full system Racing D5C Carbon GP systyle
Kawasaki Ninja300	2017	1001FRM	Full system Racing D5M Stainless GP systyle
Kawasaki Ninja300	2017	1002SC	Slip-on Racing D2.1C Carbon
Kawasaki Ninja300	2017	1002D6	Slip-on Racing D6 Super sport
Kawasaki Ninja300	2017	1002SR	Slip-on Racing D3
Kawasaki Ninja300	2017	1002SCR	Slip-on Racing D5C Carbon GP systyle
Kawasaki Ninja300	2017	1002SD4C	Slip-on Racing D4C C Carbon
Kawasaki Ninja300	2017	1002SRM	Slip-on Racing D5M Stainless GP systyle
Kawasaki Z650	2017	1009F	Full system Racing D2.2 Titanium coating
Kawasaki Z650	2017	1009FC	Full system Racing D2.2C Carbon
Kawasaki Z800	2017	1005S	Slip-on Racing D2.1 Titanium coating
Kawasaki Z800	2017	1005SC	Slip-on Racing D2.1C Carbon
Kawasaki Z800	2017	1005FD4C	Slip-on Racing D4C C Carbon
Kawasaki Z800	2017	1005SCR	Slip-on Racing D5C Carbon GP systyle
Kawasaki Z800	2017	1005SRM	Slip-on Racing D5M stainless GP systyle
Kawasaki Z900	2017	1008SC	Slip-on Racing D2.1C Carbon
Kawasaki Z900	2017	1008S	Slip-on Racing D2.1 Titanium coating
Kawasaki Z900	2017	1008SD5C	Slip-on Racing D5C Carbon GP systyle
Kawasaki Z900	2017	1008SD5M	Slip-on Racing D5M stainless GP systyle
Kawasaki Z900	2017	1008SD4C	Slip-on Racing D4C C Carbon
Kawasaki Z125	2017	1007FD3	Full system Racing D3

BMW Model	Year	Part.	Description
BMW G310R	2017	8001SD6	Full system D6
BMW S1000RR	2017	8002SD5C	Full system D5C Carbon GP systyle
BMW S1000RR	2017	8002SD4	Full system D4C C Carbon

WORLD SUPERBIKE LINE

Honda CBR600RR WSBK WSS Spec	2017	CBR600WSS	Full system	-
Yamaha R6 WSBK WSS Spec	2017	R6WSS	Full system	-

EXPERIENCE THE POWER



PART & WEAR

REPAIR KIT



Muffler Sticker logo
Aluminium foild heat resistant



Spring
Stainless Steel 5.0-6.0 cm.



DB killer
Stainless Steel



Bracket
Kawasaki ER6n



Muffler Clamp
Stainless Steel



1 Clamp 6 Rivets
Outer Sleeve Muffler Tip
Stainless Steel



Kevlar Pipes
Carbon fiber



Kevlar Tailpipes
Carbon fiber



Yamaha R3
Aluminium CNC gaskets



Yamaha R3
Stainless Clamp



Yamaha R3
Aluminium Reinforcement Collar



Honda Forza 300
Spacer



Exhaust support
Kawasaki Z650




Devil Silencer

T-Shirt
White Color - Cotton 100%



T-Shirt
White Color - Cotton 100%







DEVIL

Acrolcar

RIVACOLD

Acrolcar

Arval

MARINELLI
cucine

TKM
SARGO

NORWEST
COLD

gp.nanalab.com

MARINELLI
cucine

RIVACOLD

VITRIFRIGO

MI
MO
FURNITURE

Grisstn Bon

marinelli
racing

DID NGK
DUNLOP

Acrolcar

REYBASSI
SOFTWAY

HONDA



Sirin Venture Partnership Limited (The Nine Rama 9)

Office (M0003) 999,999/1-4 Soi Seri 2, Rama 9 Road, Suan Luang, Bangkok Thailand 10250

Tel. +66 2056 7920 www.devil-evo.com Email : marketing@devil-evo.com Facebook : Devil-Evolution-Exhaust